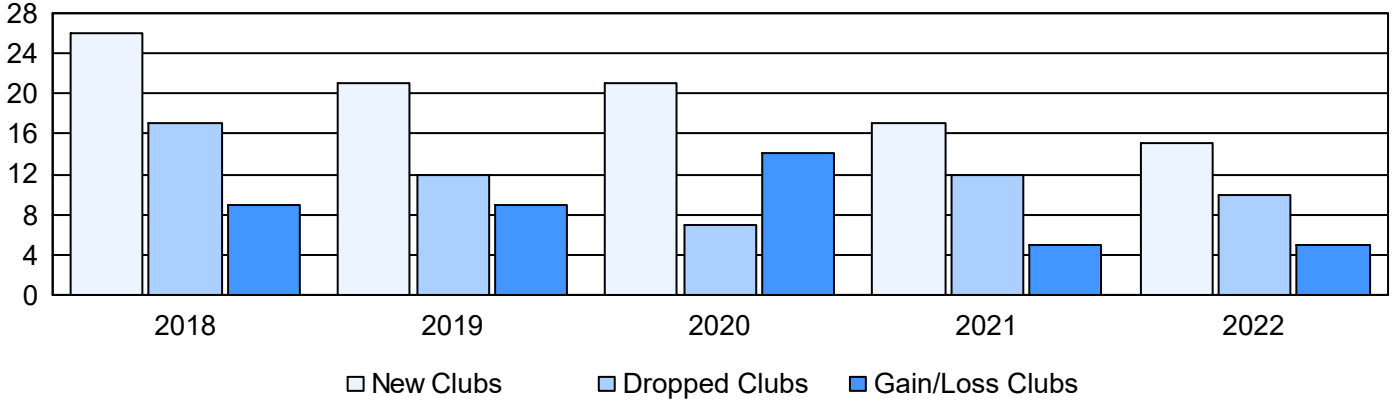
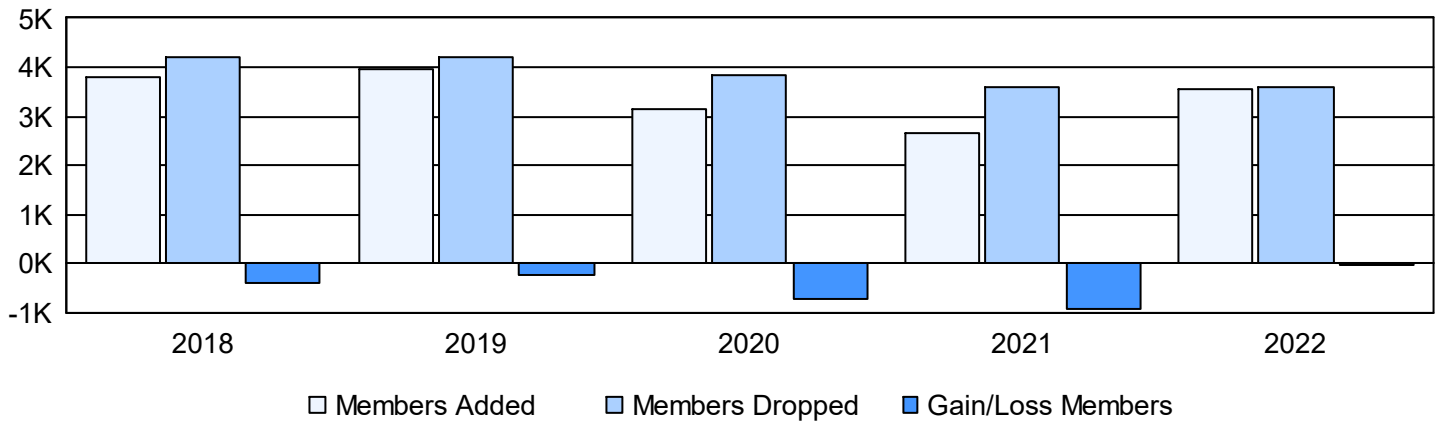


| Year           | New Clubs | Dropped Clubs | Gain/ Loss Clubs | New Members  | Charter Members | Reinstate Members | Transfer Members | Total Member Added | Total Members Dropped | Gain/ Loss Members |
|----------------|-----------|---------------|------------------|--------------|-----------------|-------------------|------------------|--------------------|-----------------------|--------------------|
| 2017-2018      | 26        | 17            | 9                | 2,689        | 678             | 131               | 300              | 3,798              | 4,213                 | -415               |
| 2018-2019      | 21        | 12            | 9                | 2,891        | 584             | 170               | 303              | 3,948              | 4,191                 | -243               |
| 2019-2020      | 21        | 7             | 14               | 2,220        | 570             | 115               | 242              | 3,147              | 3,853                 | -706               |
| 2020-2021      | 17        | 12            | 5                | 1,806        | 476             | 138               | 227              | 2,647              | 3,583                 | -936               |
| 2021-2022      | 15        | 10            | 5                | 2,726        | 474             | 107               | 246              | 3,553              | 3,596                 | -43                |
| <b>Average</b> | <b>20</b> | <b>12</b>     | <b>8</b>         | <b>2,466</b> | <b>556</b>      | <b>132</b>        | <b>264</b>       | <b>3,419</b>       | <b>3,887</b>          | <b>-469</b>        |

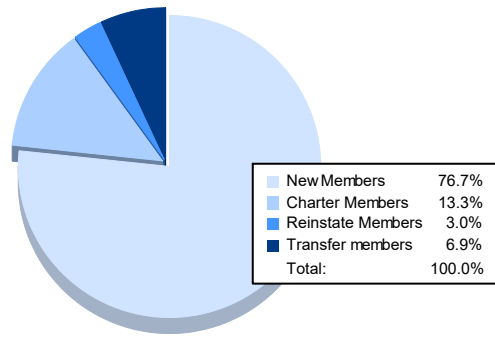
### Clubs



### Members



### Membership Composition June 2022 Cumulative



### Gender Composition June 2022 Cumulative

